



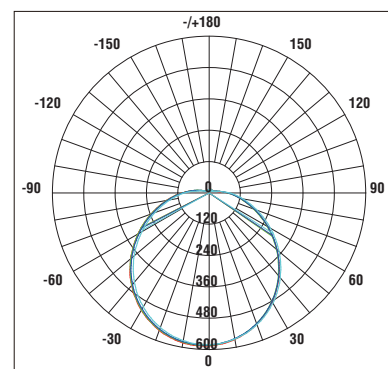
Delta is an economical domed PC luminaire, adopting DOB solution. Well suited to be used as a basic or general interior light source.

- 1 • Cable entry from side and back • Through wiring from side to side
- 2 • IP65 water-proof • IK10 vandal-proof
- 3 • Ceiling / wall mounted



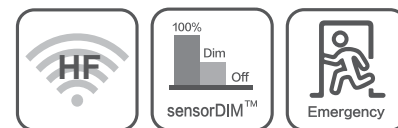

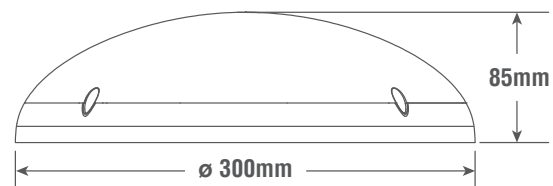
Anti-theft & retained screw design

Photometrics



C0/C180: — C30/C210: —
C60/C240: — C90/C270: —

Dimension



Lumen Output

Model	Lumen	Power	3000K	4000K	5000K
D300	Standard Lumen	18W	77 lm/W	81 lm/W	84 lm/W
			1466 lm	1552 lm	1596 lm
D300	High Lumen	18W	101 lm/W	107 lm/W	110 lm/W
			1934 lm	2060 lm	2090 lm
D300	High Lumen	24W	100 lm/W	105 lm/W	109 lm/W
			2459 lm	2593 lm	2615 lm

• Lumen may fluctuate between $\pm 10\%$. Customized higher lumen output available.

Specification

Input Voltage	220-240VAC
CRI	>80
Power Factor	>0.9
SDCM	3
Beam Angle	120°
Operation Temp.	-20°C ~ +40°C
IP Rating	IP65
IK Rating	IK10

Fitting Material	Polycarbonate
Electrical Class	II
Standard Lifespan	L70B50: 68,000h
Premium Lifespan	L70B50: 176,000h L80B10: 95,000h
Standard	EN60598-2-1 / EN55015 / EN62778

Order Code

• Subject to change without notice. Please scan the QR code for complete code list.

Code	Model	Power	On/Off	Microwave	PIR	BT	EME	DAL	RFD	RFM	CCT	Efficiency	Dimension (mm)
DEL016	D300	24W	●								40K	110 lm/W	∅ 300 * H 85
DEL023	D300	18W					●				40K	105 lm/W	∅ 300 * H 85
DEL024	D300	18W		●			●				40K	105 lm/W	∅ 300 * H 85
DEL026	D300	18W	●								40K	100 lm/W	∅ 300 * H 85
DEL029	D300	24W		●							30K	100 lm/W	∅ 300 * H 85
DEL031	D300	18W		●							40K	110 lm/W	∅ 300 * H 85